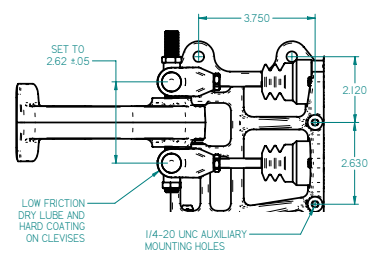
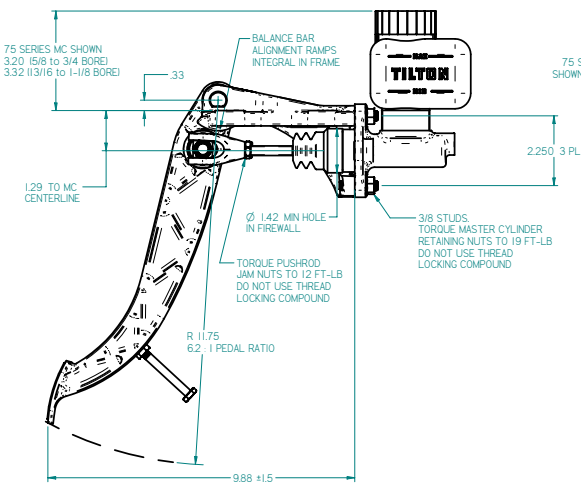
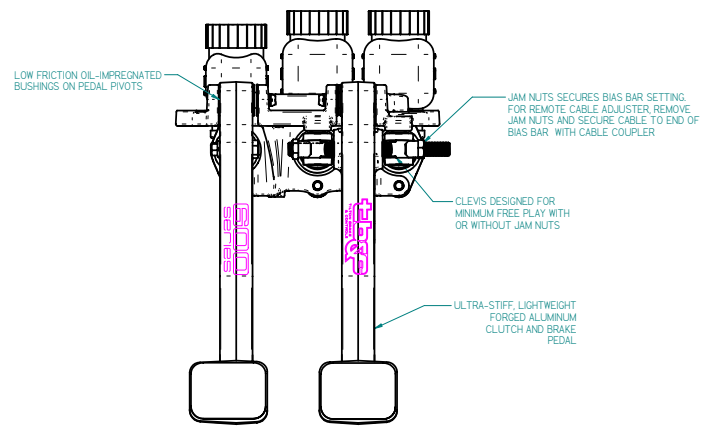
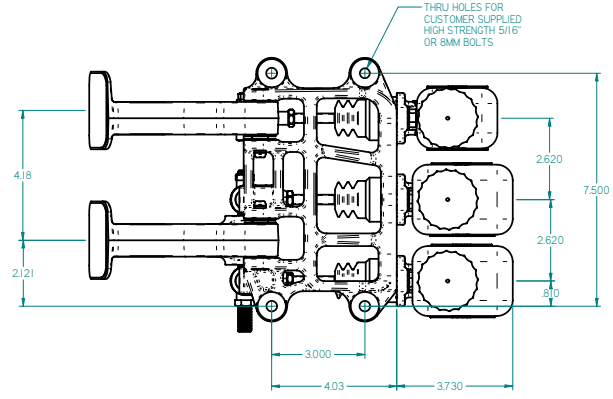


ZONE	CHKD	DATE	REV	ECN	CHANGE OR ADDITION
------	------	------	-----	-----	--------------------

PEDAL ASSEMBLY IS COMPATIBLE WITH TILTON ENGINEERING 73, 74, 75 OR 76 SERIES MASTER CYLINDERS SOLD SEPARATELY  
75 SERIES MASTER CYLINDERS SHOWN HERE ARE FOR ILLUSTRATION PURPOSES ONLY AND ARE NOT INCLUDED WITH PEDAL ASSEMBLY



NOTES:  
1. UNLESS OTHERWISE SPECIFIED, ALL DIMENSIONS ARE INCHES  
2. DIMENSIONS ARE NOMINAL  
3. WEIGHT :

TOLERANCES: UNLESS SPECIFIED OTHERWISE		MATL		TILTON ENGINEERING, INC. (805)688-2353 FAX (805)688-2745	
X ± .020	DRILL HOLES			25 EASY STREET P.O. BOX 1787 BUELLTON, CALIFORNIA 93427 USA	
XX ± .010				TITLE: INSTALLATION DRAWING	
XXX ± .005				600 SERIES FIREWALL PEDAL ASSEMBLY	
FRACT ± 1/32				DRN BY VAN SCHMUS	CHKD
ANGLE ± 1/2°				P/N 72-607	DATE 03/09/06
CONG(THR) .005				SCALE 1:2	SHEET 1 OF 1
				DWG	5054

This document contains proprietary information of TILTON ENGINEERING, INC. and its receipt or possession does not convey the rights to reproduce, disclose its contents, or to manufacture, use or sell anything it may describe. Reproduction, disclosure, or use without specific written authorization of TILTON ENGINEERING, INC. is strictly forbidden.

**TILTON ENGINEERING**